



**EURO**  
**WINDOW**  
**5**  
European Design American Made




# Window & Door Systems

The Best  
Windows  
and Doors  
in its Class





**by Euro Window LLC**



## PROFILES

Co-extruded substrate contains at least 40% recycled material, which qualifies for up to 2 lead points for building construction.

High thermal insulation standard—R-values equal to 5 are achievable (depending on glazing). You can significantly reduce your heating costs with our triple and double-glazing options, lowE glass, and argon fill. These energy-saving features are just a few of the options available to you. A possible U-factor as low as 0.19 is available in IGU (insulated glass units). Overall thickness of 1" for double and 1 1/2" for triple glazing.



## SYSTEMS WITH THE SOLID DESIGN

ALUPLAST IDEAL 4000 is a commercial-grade window and door system that uses all the advantages of PVC to meet the acoustic, thermal, safety, and structural requirements required by architects and building owners. Advanced European engineering combined with the latest production in the USA makes the IDEAL 4000 system one of the most effective on the market. It supplies high thermal insulation values, aimed at saving costs and reducing energy consumption. 2 3/4" thick profiles are designed for large openings, and these windows are manufactured precisely by technical tradition, adapted to the needs of your building and its architecture.



## APPLICATION and FUNCTIONALITY

- Tilt and Turn
- Casement
- Hopper
- Fixed / Picture Windows
- French Doors
- Entry Doors
- Lift & Slide Doors







Windows by Euro Window LLC are available in various styles and colors and include many optional accessories. We also offer many glass configurations, from clear to tinted glass, including LowE SolarBan60 glass.

**OUR WINDOWS AND DOORS**  
**have the highest energy-efficient**  
**EnergyStar standard and are certified by NFRC.**



### **SYSTEM CHARACTERISTICS**

High-quality replaceable gaskets, standard in black, comprise a system of dual compression seals that keep cold, draft, and moisture outside. Galvanized steel reinforcement, used according to fabrication requirements, supports structural integrity three times better than aluminum. A five-chamber profile with an essential overall depth of 70mm (2 3/4") is ideal for dead air's neutral insulation characteristics.

### **VIRTUALLY MAINTENANCE FREE**

We use uPVC in all our windows. uPVC is durable and will not rust, peel, flake, or rot. It stays smooth in all weather conditions, so it looks and feels great all year round.

### **MANY POSSIBILITIES**

Select white or colorful profiles, add distinguishing details like glazing bars, or choose unique shapes like triangles or gables. Many options are available to complement your style.



## ABOUT OUR COMPANY

EURO WINDOW LLC is a private company; we are a well-coordinated team of experts, from our dedicated window design specialist to our professional installation team. Our goal is to transform window and door systems in the US, making homes more energy efficient, which will lower energy costs for heating and cooling. We have spent much time perfecting our models and stylish European window systems adapted to American environmental conditions.



The solid European brand Aluplast is our supplier of base uPVC profiles; our products are assembled and custom-made in New York State. Thanks to local production, our lead time is only two weeks. Change Your View of the World. Euro Window LLC European design, American made.



### EURO WINDOW LLC

374 Greenpoint Avenue  
Brooklyn NY 11222  
tel: 718-576-3182 - office  
tel: 917-717-1939 - direct  
e-mail: [eurowindowllc@gmail.com](mailto:eurowindowllc@gmail.com)  
website: [www.eurowindow.us](http://www.eurowindow.us)





**EURO**  
**WINDOW**<sub>US</sub>

European Design American Made



# Windows

The Best  
Windows  
and Doors  
in its Class



## THE BENEFITS OF EURO WINDOW

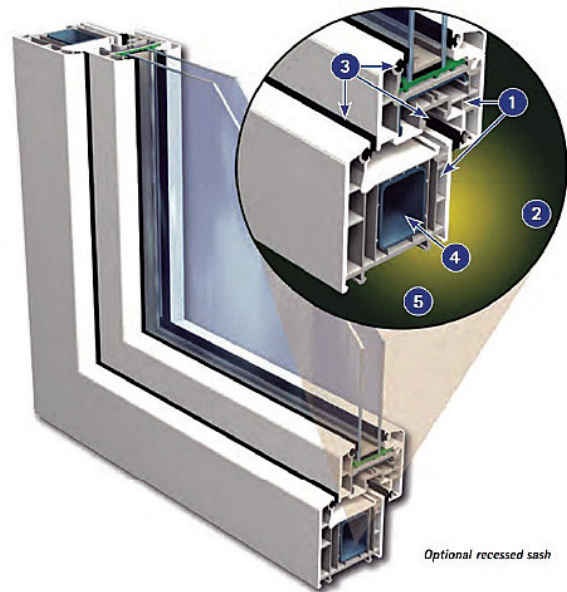


### STYLISH AND VERSATILE DESIGNS

Aesthetics that are hard to match by other window manufacturers combined with easy maintenance and long-lasting performance.

### IMPROVED SAFETY AND ENERGY EFFICIENCY

Multiple 3-point locking systems are combined with dual weather seals, 5-chamber profiles, and high-standard Isolated Glass Units.



## SYSTEM DETAILS AND CHARACTERISTICS

- 1) Co-extruded substructure
- 2) High thermal insulation values of up to R-value 5
- 3) High-quality replacement gaskets
- 4) Galvanized steel reinforcement
- 5) 5 chamber profile with an essential overall depth of 70mm (2 3/4")

### TILT&TURN WINDOWS

It is a dual-action window designed to provide ventilation, security, emergency egress, and easy cleaning inside and outside the room. It features single-handle operation. Turn the handle 90 degrees, and a window will swing in (all our windows are inswing only). This turn function may be key operated for safety. Turn the handle 180 degrees, and a window will tilt into a secure position at the top.

### PICTURE (FIXED) WINDOWS

Our picture windows are fixed units that can be used singularly or mulled in groups with others. Fixed or tilt-and-turn units and even with doors.





## THE ABILITY TO BUILD LARGE AND STILL FUNCTIONAL UNITS

Our windows have reinforcement, allowing them to fill large spaces without compromising functionality. We offer single—and multi-sash windows and doors in all shapes. Our windows can be connected in groups to create a light wall or focal point.



### BAY WINDOWS

They offer a gorgeous panoramic view of the surroundings. They add an architectural center point to the exterior of your home, with a classic and elegant appeal that can enhance the overall aesthetic and charm of your house, increasing its curb appeal and potentially its value. Bay windows are often considered desirable features in real estate markets and can help attract potential buyers when deciding to sell your house.

### HOPPER WINDOWS

Windows are hinged at the bottom, opening in, and designed to offer ventilation and security.

They are generally used in ground-level rooms but can also be used in different applications. They are often selected for use in small spaces and are designed to circulate air while protecting the interior from the rain.







## HANDLES

Handles come in various styles and colors.  
Explore them on our website or in our showroom.

## CUSTOM COLORS

No matter what inspires your custom windows or doors color, Euro Window LLC will match it. Choose from a wide array of colors or request your custom color.

RAL 1000 Green beige	RAL 1001 Beige	RAL 1002 Sand yellow	RAL 1003 Signal yellow	RAL 1004 Golden yellow	RAL 1005 Honey yellow
RAL 1006 Mustard yellow	RAL 1007 Cathodic yellow	RAL 1011 Brown beige	RAL 1013 Lemon yellow	RAL 1013 Oyster white	RAL 1014 Sunny
RAL 1015 Light ivory	RAL 1016 Saffron yellow	RAL 1017 Saffron yellow	RAL 1018 Zinc yellow	RAL 1019 Grey beige	RAL 1020 Olive yellow
RAL 1021 Rape yellow	RAL 1023 Traffic yellow	RAL 1034 Dolma yellow	RAL 1034 Luminous yellow	RAL 1027 Curry	RAL 1028 Mustard yellow
RAL 1032 Bronze yellow	RAL 1033 Dactyl yellow	RAL 1034 Pastel yellow	RAL 1035 Pearl beige	RAL 1036 Pearl gold	RAL 1037 Sun yellow
RAL 2000 Yellow orange	RAL 2001 Red orange	RAL 2002 Vermillion	RAL 2003 Pastel orange	RAL 2004 Pure orange	RAL 2005 Luminous orange
RAL 2007 Luminous lt orange	RAL 2008 Bright red orange	RAL 2009 Traffic orange	RAL 2010 Signal orange	RAL 2011 Deep orange	RAL 2012 Salmon orange
RAL 3013 Pearl orange	RAL 3010 Flame red	RAL 3011 Signal red	RAL 3012 Luminous red	RAL 3013 Ruby red	RAL 3014 Purple red
RAL 3015 Wine red	RAL 3017 Black red	RAL 3019 Olive red	RAL 3011 Brown red	RAL 3012 Rage red	RAL 3013 Tomato red
RAL 3014 Antique gold	RAL 3015 Light pink	RAL 3016 Coral red	RAL 3017 Rose	RAL 3018 Strawberry red	RAL 3020 Traffic red
RAL 3022 Saffron pink	RAL 3024 Luminous red	RAL 3026 Luminous orange red	RAL 3027 Raspberry red	RAL 3028 Pure red	RAL 3031 Onion red
RAL 3032 Pearl ruby red	RAL 3033 Pearl pink	RAL 4001 Red blue	RAL 4002 Red violet	RAL 4003 Heather violet	RAL 4004 Claret violet
RAL 4005 Blue blue	RAL 4006 Traffic purple	RAL 4007 Purple violet	RAL 4008 Signal violet	RAL 4009 Pastel violet	RAL 4010 Tadpole violet
RAL 4011 Pearl blackberry	RAL 4012 Pearl blackberry	RAL 5000 Violet blue	RAL 5001 Green blue	RAL 5002 Ultramarine blue	RAL 5003 Sapphire blue
RAL 5004 Black blue	RAL 5005 Signal blue	RAL 5007 Brilliant blue	RAL 5008 Grey blue	RAL 5009 Azore blue	RAL 5010 German blue
RAL 5011 Steel blue	RAL 5012 Light blue	RAL 5013 Cobalt blue	RAL 5014 Finger blue	RAL 5015 Sky blue	RAL 5017 Traffic blue
RAL 5018 Turquoise blue	RAL 5019 Cappi blue	RAL 5020 Ocean blue	RAL 5021 Water blue	RAL 5022 Night blue	RAL 5023 Distant blue
RAL 5024 Mist blue	RAL 5025 Pearl garden blue	RAL 5026 Pearl night blue	RAL 5027 Palm green	RAL 5028 Emerald green	RAL 5029 Leaf green
RAL 5031 Olive green	RAL 5034 Blue green	RAL 5035 Moss green	RAL 5036 Grey olive	RAL 5037 Bottle green	RAL 5038 Brown green
RAL 5039 Ft green	RAL 5040 Grass green	RAL 5041 Rose green	RAL 5042 Black green	RAL 5043 Racer green	RAL 5044 Yellow olive
RAL 5045 Black green	RAL 5046 Turquoise green	RAL 5047 May green	RAL 5048 Yellow green	RAL 5049 Pastel green	RAL 5050 Chrome green
RAL 5051 Pale green	RAL 5052 Olive drab	RAL 5054 Traffic green	RAL 5055 Fern green	RAL 5056 Opal green	RAL 5057 Light green
RAL 5058 Pine green	RAL 5059 Mint green	RAL 5063 Signal green	RAL 5063 Mint turquoise	RAL 5064 Pastel turquoise	RAL 5065 Pearl green
RAL 5066 Pearl opal green	RAL 5067 Pure green	RAL 5068 Luminous green	RAL 7000 Squirrel grey	RAL 7001 Silver grey	RAL 7002 Olive grey
RAL 7003 Haze grey	RAL 7004 Signal grey	RAL 7005 House grey	RAL 7006 Beige grey	RAL 7008 Khaki grey	RAL 7009 Green grey
RAL 7010 Tarapur grey	RAL 7011 Iron grey	RAL 7012 Basalt grey	RAL 7013 Brown grey	RAL 7015 Slate grey	RAL 7016 Anthracite grey
RAL 7021 Black grey	RAL 7022 Umber grey	RAL 7023 Concrete grey	RAL 7024 Graphite grey	RAL 7026 Granite grey	RAL 7030 Stone grey
RAL 7031 Blue grey	RAL 7032 Pebble grey	RAL 7033 Cement grey	RAL 7034 Yellow grey	RAL 7035 Light grey	RAL 7036 Platinum grey
RAL 7037 Dusty grey	RAL 7038 Agate grey	RAL 7039 Quartz grey	RAL 7040 Window grey	RAL 7042 Traffic grey A	RAL 7043 Traffic grey B
RAL 7044 Silk grey	RAL 7045 Telegrey 1	RAL 7046 Telegrey 2	RAL 7047 Telegrey 4	RAL 7048 Pearl mouse grey	RAL 8000 Green brown



## EURO WINDOW LLC

374 Greenpoint Avenue  
Brooklyn NY 11222  
tel: 718-576-3182 - office  
tel: 917-717-1939 - direct  
e-mail: eurowindowllc@gmail.com  
website: www.eurowindow.us





**EURO**  
**WINDOW**<sub>US</sub>  
European Design American Made



# Doors


The Best  
Windows  
and Doors  
in its Class





## ENTRANCE SWING, SINGLE OR FRENCH DOORS


Our external entrance doors are suitable for both residential and commercial use. They are crafted from premium materials to resist rot, rust, and corrosion, ensuring long-lasting performance with minimal maintenance. Our uPVC glass doors are designed with advanced locking mechanisms and reinforced frames to prioritize your safety, providing peace of mind and securing your loved ones and valuables. These doors are available in single and double-sash units. Sidelights and transoms can be added in various combinations. We offer both inswing and outswing options.








Our doors feature low-profile aluminum thresholds or standard outer frames, depending on the installation location, weather, and security requirements. They come standard with high-quality hardware, including smooth-operating handles and hinges that can be color-matched to the uPVC or are available in brushed nickel or polished brass. We offer panic hardware for commercial entry doors, which provides additional safety and functionality. This ensures doors can easily and quickly operate in emergencies, making them ideal for high-traffic areas.



## PARALLEL SLIDE DOORS - PSK

These doors slide parallel to the wall and can tilt inwards for ventilation, similar to our windows. They are best suited for medium-sized openings and typically have smaller frames than lift and slide doors. They are easily operated by turning the handle 90° into one of three positions: closed, tilt, or slide. The door swings out at the bottom like a minivan door when in the slide position. Even a door or sash weighing up to 440 pounds can be easily operated using only one hand.

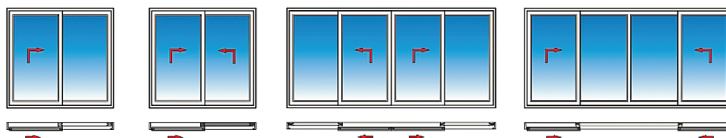
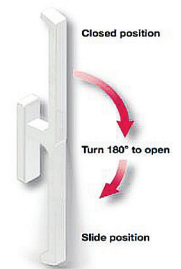






## LIFT AND SLIDE DOORS

Euro Window's Lift & Slide doors come with high-quality hardware as standard. These doors are easy to operate - turn the handle to engage the lift function, which disengages the compression gaskets and slightly lifts the door over the track. Once in position, the door can smoothly glide along the track, even with heavier panels. When the door is closed, the compression gaskets engage again, providing a tight and secure seal. These doors are ideal for larger openings and can accommodate bulkier and heavier panels, with larger sightlines and a thicker frame required for the lifting mechanism. The system is so well calibrated that even huge, heavy doors can be opened with one finger. The smooth operating handles can be color-matched to the uPVC or in brushed nickel stain finish and polished brass.



### EURO WINDOW LLC

374 Greenpoint Avenue  
Brooklyn NY 11222  
tel: 718-576-3182 - office  
tel: 917-717-1939 - direct  
e-mail: eurowindowllc@gmail.com  
website: www.eurowindow.us